

Light duty Push Turn Extended Grip TurnLock - LPTEGTL series

Properties:

Max. tensile strength = to be determined/test per specific application


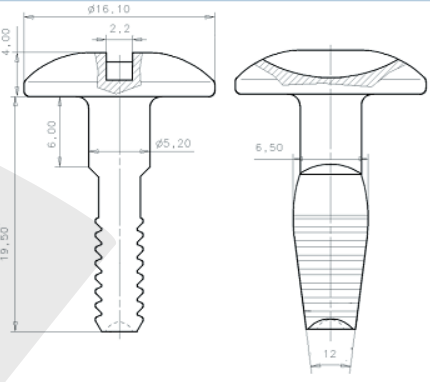

¼ turn to open – close by a push of the finger.

Wide Grip range

Tool Operated

Fast installation of snap-in spring receptacle

No tools required for the installation of the stud and washer

Style	Dimensions	Materials / Finish	°C	Part N°.
Slotted Head 		Steel zinc plated	120	LPTEGTL5-2775S
Receptacle 		Steel zinc plated	120	LPTEGRZ

Installation method:

