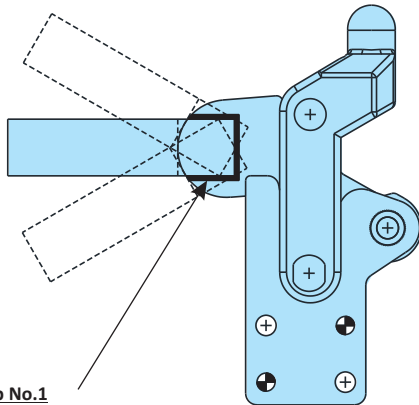


H.V. Series Toggle Clamps-Base Straight

The Base Straight Series is identical to the Swivel Base Series with the exception of the base design. For situations where a vertical surface is used to mount the clamp a straight base can be used. The B.S. series clamps have more height under the clamping bar in the closed position. The clamp opens a full 180° to completely clear the work area. The handle and the clamping arm supplied with the clamp can be welded at a desired angle. Similar to the Swivel Base Series clamps the bushes and pivot pins are hardened for higher efficiency of the clamp. The clamps are available in five sizes.

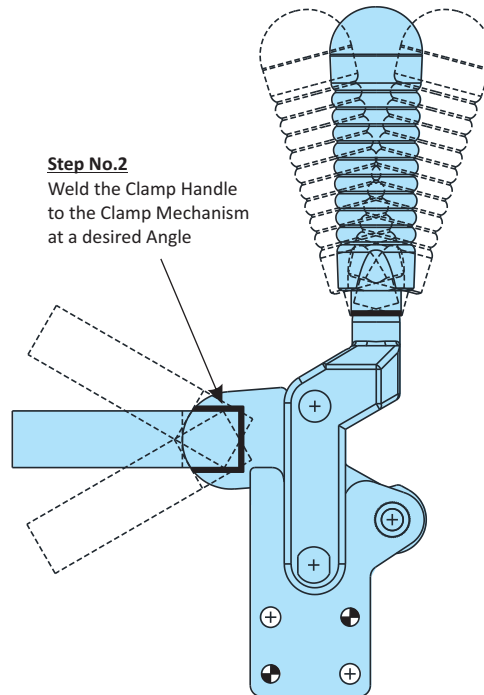
Step No.1

Weld the Clamping Arm
to the Clamp Mechanism
at a desired Angle



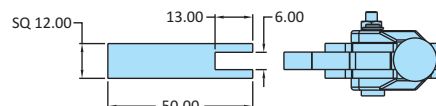
Step No.2

Weld the Clamp Handle
to the Clamp Mechanism
at a desired Angle



H.V. Series Toggle Clamps Straight Base

Model No	HV-BII-100-BS
Weight	0.300 Kgs
Handle Opening ($\pm 3^\circ$)	110°
Clamp Bar Opening ($\pm 3^\circ$)	180°
Holding Capacity	2.00 kN
Material	Steel
Finish	Black ED* Coating
Arm Type	Solid Arm
Base Type	Straight Base



Clamp is supplied in
separate parts

