

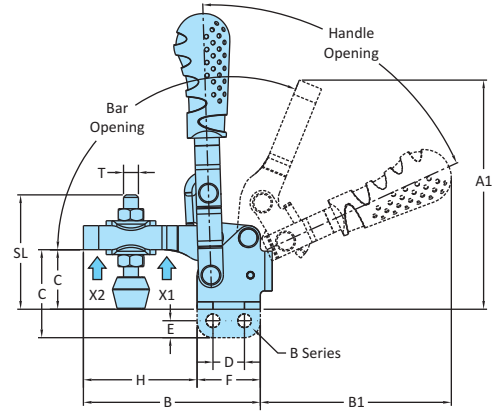
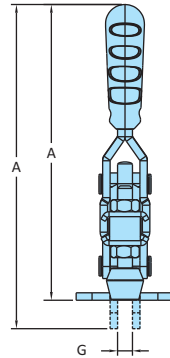
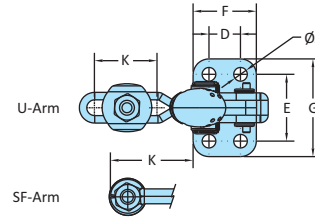


Vertical Hold Down Action
VTC-202 Series




Model No. VTC-202-U



Model No. VTC-202-UL



Model No. VTC-202-SF



Model No. VTC-202-SFB

Model No.	Material	Finish	Arm Type	Base Type	Supplied With		Holding Capacity	
					Spindle Assembly	Washers	X2	X1
VTC-202-SF	Steel	Zinc Plated	Spindle Fixed	Flanged Base	RT-645-2N	-	0.62 kN	-
VTC-202-SFB	Steel	Zinc Plated	Spindle Fixed	Straight Base	RT-645-2N	-	0.62 kN	-
VTC-202-U	Steel	Zinc Plated	Adjustable Arm	Flanged Base	RT-645-2N2W	M6-WSHR	0.62 kN	1.00 kN
VTC-202-UB	Steel	Zinc Plated	Adjustable Arm	Straight Base	RT-645-2N2W	M6-WSHR	0.62 kN	1.00 kN
VTC-202-UL	Steel	Zinc Plated	Adjustable Arm	Flanged Base	RT-645-2N2W	M6-WSHR	0.62 kN	1.00 kN
VTC-202-U-SS	Stainless Steel-304	Electro Polishing	Adjustable Arm	Flanged Base	RT-645-2N2W-SS	M6-WSHR-SS	0.62 kN	1.00 kN
VTC-202-UB-SS	Stainless Steel-304	Electro Polishing	Adjustable Arm	Straight Base	RT-645-2N2W-SS	M6-WSHR-SS	0.62 kN	1.00 kN

Model No.	Weight Kgs	Handle Opening	Bar Opening	Dimensions													
				A	A1	B	B1	C	D	E	F	G	H	J	K	T	SL
VTC-202-SF	0.160	64°	104°	119	82.5	58.8	74.5	24	12.7	26.9	25.5	39.3	33.3	5.5	26.3	M6	46
VTC-202-SFB	0.160	64°	104°	129	94	58.8	74.5	35.1	12.7	6.8	25.5	6	33.3	5.5	26.3	M6	46
VTC-202-U	0.170	64°	104°	119	94	71.3	74.5	24	12.7	26.9	25.5	39.3	45.8	5.5	25.4	M6	46
VTC-202-UB	0.170	64°	104°	129	105.5	71.3	74.5	35.1	12.7	6.8	25.5	6	45.8	5.5	25.4	M6	46
VTC-202-UL	0.180	64°	104°	119	108.5	86	74.5	24	12.7	26.9	25.5	39.3	60.5	5.5	40	M6	46
VTC-202-U-SS	0.170	64°	104°	119	94	71.3	74.5	24	12.7	26.9	25.5	39.3	45.8	5.5	25.4	M6	46
VTC-202-UB-SS	0.170	64°	104°	129	105.5	71.3	74.5	35.1	12.7	6.8	25.5	6	45.8	5.5	25.4	M6	46